


# DRAMATIC TECHNIQUES WORKSHEET

THE DRAMATIC TECHNIQUES IN THE EFFECT ASSIST IN THE CREATION OF STRONG DRAMATIC MEANING.


Look at the pictures of the model boxes for the set for *The Effect*, designed by Renee Mulder. In the boxes on the next page, outline how the following Dramatic Techniques were used to establish the Dramatic Meaning of the play.

- Lighting and reflective surfaces
- Plasma TV Screens
- Centre stage light box
- Use of stage space
- Hospital bed
- Sound




Set design by Renée Mulder.


LIGHTING AND REFLECTIVE SURFACES




PLASMA TV SCREENS




CENTRE STAGE LIGHT BOX



## USE OF STAGE SPACE



## HOSPITAL BED



## SOUND

